



Kentucky High School Athletic Association

2280 Executive Drive ° Lexington, KY 40505 ° www.khsaa.org ° (859)299-5472 (859)293-5999 (fax)

To: Superintendent, Principal, and Athletic Director

From: Brigid L. DeVries, Commissioner
Larry Boucher, Assistant Commissioner *LB*


Date: August 25, 2003

Subject: 2002-2003 Annual Report Forms Submission

School: Logan County High School

Enclosed please find a copy of Form T-65, The 2002-2003 Annual Report Forms Checklist. In addition, you may find an attachment with corrected copies of the forms submitted by your school personnel. Please review this information so the forms can be completed accurately in the future. Also, KHSAA Audit Staff may have requested a re-submission of some of the 2002-2003 Annual Report Forms or need additional information on your athletic programs. Please submit this information by the date requested if this is applicable. Copies and all KHSAA Title IX documents must be kept current and included in your permanent Title IX File at the school. All documents are subject to Open Records Requests.

Should you need any further information, please do not hesitate to call anytime.



MEMORANDUM

TO: KHSAA Member School Superintendents, Principals, and Athletic Directors

FROM: Brigid L. DeVries, Commissioner
Larry Boucher, Executive Assistant Commissioner *LB*

DATE: July 24, 2003

RE: 2003 Title IX Forms Submission

School	Logan County High School	Reviewed by	Gary Lawson
--------	--------------------------	-------------	-------------

The following is a status report regarding the required 2002 - 2003 Title IX submission of forms due in to the KHSAA office by April 15, 2003. Appropriate audit personnel have reviewed these forms and the following is a summary of this review

I. Checklist of Forms properly submitted in a satisfactory manner:

✓	GE 19 (Annual Verification)	✓	T-35 (Budget Expenses)
✓	T-1 (Summary Program Chart 1)	✓	T-36 (Budget Expenses)
✓	T-2 (Summary Program Chart 2)	✓	T-41 (Checklist - Overall Interscholastic Program)
✓	T-3 (Summary Program Chart 3)	✓	T-60 (Corrective Action Plan)
✓	T-4 (Summary Program Chart 4)	✓	T-63 (Interscholastic Survey Results)

ii. Status

A.	✓	2002 - 2003 Forms are satisfactory and no further information or action is necessary at this time.
B.		Errors have been noted with respect to the following forms and corrected copies are being returned to you for placement in your Title IX file to ensure proper submission in the future.
C.		The following forms were omitted and must be submitted by school representatives.
D.	✓	Other Recommendation and Comments: <ul style="list-style-type: none"> All calculations appear to be correct and report data appears to be satisfactory at this time. You are reminded that it is suggested by the KHSAA that each school have student representation on its Gender Equity Review Committee. The Committee should also meet at least one time during the fall sports season, during the winter sports season and during the spring sports season.



MEMORANDUM

To: KHSAA Member School Superintendents, Principals, and Athletic Directors

From: Brigid L. DeVries, Commissioner
Larry Boucher, Assistant Commissioner

Date: July 24, 2003

Re: 2003 Title IX Forms Submission

School	Logan County	Reviewed by	GARY W. LAWSON
--------	--------------	-------------	----------------

The following is a status report regarding the required 2002-2003 Title IX submission of forms which were due in to the KHSAA office by April 15, 2003. Appropriate audit personnel have reviewed these forms and the following is a summary of this review.

I. Checklist of Forms properly submitted in a satisfactory manner:

✓	GE 19 (Annual Verification)	✓	T-35 (Budget Expenses)
✓	T-1 (Summary Program Chart 1)	✓	T-36 (Budget Expenses)
✓	T-2 (Summary Program Chart 2)	✓	T-41 (Checklist - Overall Interscholastic Program)
✓	T-3 (Summary Program Chart 3)	✓	T-60 (Corrective Action Plan)
✓	T-4 (Summary Program Chart 4)	✓	T-63 (Interscholastic Survey Results)

II. Status

A.	✓	2002-2003 Forms are satisfactory and no further information or action is necessary at this time.
B.		Errors have been noted with respect to the following forms and corrected copies are being returned to you for placement in your Title IX file to ensure proper submission in the future.
C.		The following forms were omitted and must be submitted by school representatives.
D.		Other Recommendation and Comments: All calculations appear to be correct and report data appears satisfactory at this time. It is suggested by the KHSAA that each school have student representation on its Gender Equity Committee. The Gender Equity should also meet at least one time during

the fall sports season, once during the winter sports season, and once during the spring sports season. Thanks and have a good summer.



MEMORANDUM

To: KHSAA Member School Superintendents, Principals, and Athletic Directors

From: Brigid L. DeVries, Commissioner
Larry Boucher, Assistant Commissioner

Date: July 24, 2003

Re: 2003 Title IX Forms Submission

School	Logan County	Reviewed by	GARY W. LAWSON
--------	--------------	-------------	----------------

The following is a status report regarding the required 2002-2003 Title IX submission of forms which were due in to the KHSAA office by April 15, 2003. Appropriate audit personnel have reviewed these forms and the following is a summary of this review.

I. Checklist of Forms properly submitted in a satisfactory manner:

✓	GE 19 (Annual Verification)	✓	T-35 (Budget Expenses)
✓	T-1 (Summary Program Chart 1)	✓	T-36 (Budget Expenses)
✓	T-2 (Summary Program Chart 2)	✓	T-41 (Checklist - Overall Interscholastic Program)
✓	T-3 (Summary Program Chart 3)	✓	T-60 (Corrective Action Plan)
✓	T-4 (Summary Program Chart 4)	✓	T-63 (Interscholastic Survey Results)

II. Status

A.	✓	2002-2003 Forms are satisfactory and no further information or action is necessary at this time.
B.		Errors have been noted with respect to the following forms and corrected copies are being returned to you for placement in your Title IX file to ensure proper submission in the future.
C.		The following forms were omitted and must be submitted by school representatives.
D.		Other Recommendation and Comments: <i>All calculations appear to be correct and report data appears satisfactory at this time. It is suggested by the KHSAA that each school have student representation on its Gender Equity Committee. The Gender Equity should also meet at least one time during</i>

the fall sports season, once during the winter sports season, and once during the spring sports season. Thanks and have a good summer.

APR 07 2003



**2002-2003 KENTUCKY HIGH SCHOOL ATHLETIC ASSOCIATION
ANNUAL VERIFICATION OF TITLE IX PROCEDURES**
(To be submitted by April 15, 2003 along with other required forms)

The Logan County High School, Russellville, Kentucky
(Name of High School) (City)

certifies to the Kentucky High School Athletic Association that the following is an accurate and true representation of the facts surrounding compliance with 20 U.S.C. Sections 1681-1688, et. Seq. (also known as Title IX)

I certify the following provisions in accordance with records at the school contained in the permanent Title IX file, and to the best of my knowledge have completed the following tasks. (All boxes must be checked)

- Established a gender equity committee at the high school. (list committee personnel and provide attachment if necessary)

Name	Address	Phone	Title
***SEE ATTACHED SHEET			

- Scheduled a minimum of three meetings during the 2002-2003 school year on the following dates:
Dec. 12, 2002, Jan. 13, 2003, Feb. 13, 2003 & April 2, 2003

- Designated the following person(s) as the Title IX coordinator for the school/district: (for athletics)

Hugh McReynolds, Athletic Director	2200 Bowling Green Road	(270) 726-8454
Logan County High School	Russellville KY 42276	
Name	Title	Address Phone

- School personnel are continuing to make periodic reviews of the boys and girls athletics program reflected in the Corrective Action Plan.

- In addition to the above information, the above referenced school maintains a complete permanent file relative to Title IX records including copies of the self-assessment audit, all corrective action plans, and other related materials.

Bob Mc
Principal's Signature
Marshall H. Kemp
Superintendent Signature

April 8, 2003
Date
William M. Galt
School Board Chairpersons' Signature

(Send original copy to KHSAA - Maintain duplicate in Title IX school folder)

Athletic Department
Logan County High School

2002-2003: Title IX/Gender Equity Committee

Ralph Cropper

178 Cardinal Street
Lewisburg KY 42256
(270) 755-2357

Parent/Board of Education Member

Hugh McReynolds

Logan County High School
2200 Bowling Green Road
Russellville KY 42276
(270) 726-8454

Athletic Director

Bob Nylin

Logan County High School
2200 Bowling Green Road
Russellville KY 42276
(270) 726-8454

Principal

Marsha Orndorff

8149 Nashville Road
Adairville KY 42202
(270) 539-4602

Parent

Tina Phelps

Logan County High School
2200 Bowling Green Road
Russellville KY 42276
(270) 726-8454

Head Volleyball & Head Softball Coach

Lee Proctor

Logan County High School
2200 Bowling Green Road
Russellville KY 42276
(270) 726-8454

Head Football Coach

Jim Thompson

Logan County Board of Education
PO Box 417
Russellville KY 42276
(270) 726-2436

Secondary Supervisor/Maintenance & Transportation Supervisor

Sheila Wilson

185 J. Wilson Road
Auburn KY 42206
(270) 542-7221

Parent/Vice-President Athletic Booster Club

Riek Greer

635 Peveler Drive
Russellville KY 42276
(270) 726-9024

Parent

2002-2003
ACCOMMODATION OF INTERESTS AND ABILITIES
SUMMARY PROGRAM CHART 1

KHSAA
 Form T1
 Rev. 9/02

Participation Opportunities Test One

		(Column 1)	(Column 2)	(Column 3)	(Column 4)
	Program	Enrollment	Percentage of Total Enrollment	Number of Interscholastic Participants (double and triple count)	Percentage of Total Participation
Row 1	GIRLS	463	49.31%	165	42.86%
Row 2	BOYS	476	50.69%	220	57.14%
Row 3	Totals	939	100%	385	100%

Instructions:

*Number of 8th grade students & below used in Column 4 calculations if applicable: 24

- Determine the total number of girls enrolled, (place in Row 1, Column 1). Determine the total number of boys enrolled, (place in Row 2, Column 1).
- Add the total number of girls and boys enrolled to determine total enrollment, (place in Row 3, Column 1).
- Calculate the percentage of total enrollment that is female. (Divide Row 1, Column 1 by row 3, Column 1 and place in Row 1, Column 2.) Calculate the percentage of total enrollment that is male. (Divide Row 2, Column 1 by Row 3, Column 1 and place in Row 2, Column 2.) Note: Row 1, Column 2 plus Row 2, Column 2 should total 100%.
- Ask the head coaches to review the most updated eligibility or squad lists for their teams. Ask coaches to confirm the names of those individuals who are on the team as of the first **date of competition**, and cross out the names of those who were cut from the team or quit the team prior to the first competitive event. Determine the total number of interscholastic athletics participants that are girls, (and place in Row 1, Column 3). In order to determine the total number of athletics participants, an individual should be counted each time he or she participates on a team. For example, if Jane Doe competes on the varsity volleyball team, the junior varsity volleyball team, the junior varsity basketball team, and the varsity softball team, she should be counted as four participants (**do not include club or intramural sports participants, cheerleaders, dance teams, or pom squads**). Calculate the same way for boys and girls. * In addition, should 8th grade students and below play on a Freshman, Junior Varsity, or Varsity team, they should also be counted for each team and sport on which they participate. If applicable, please asterisk the above notation as to how many 8th grade students & below are included in the totals. Using the same procedure, determine the total number of interscholastic athletic participants that are boys, (and place in Row 2, Column 3). Add Row 1, Column 3 plus Row 2, Column 3 to get total participants and place in Row 3, Column 3.
- Calculate the percentage of female participation. (Row 1, Column 3 divided by Row 3, Column 3 and place in Row 1, Column 4.) Calculate the percentage of male participation. (Row 2, Column 3 divided by Row 3, Column 3 and place in Row 2, Column 4.) Note: Row 1, Column 4 plus Row 2, Column 4 should total 100%.

Note: While being within three percent is not a formal compliance standard, if the percent listed in Row 1, Column 4 is within 3% of Row 1, Column 2, then it provides a good target within which compliance is likely.

Principal's Signature:  Date: 4/2/2003

2002-2003
ACCOMMODATION OF INTERESTS AND ABILITIES
SUMMARY PROGRAM CHART 2


KHSAA
 Form T2
 Rev. 9/02

Participation Opportunities Test Two

		Column 1	Column 2	Column 3	Column 4	Column 5	
Program		Number of Teams Currently Offered	Number of Participants	Number of Teams Added in Last Five Years	Number of Participants Added in Last Five Years	Percent of Total Participation By Sex Added in Last 5 Years	
GIRLS	Row 1	varsity:	8	87	2	26	
	Row 2	j.v.:	3	46	1	15	
	Row 3	frosh:	3	32	2	23	
	Row 4	total:	14	165	5	64	38.79%
BOYS	Row 5	varsity:	8	137	1	6	
	Row 6	j.v.:	3	68	0	0	
	Row 7	frosh:	1	15	0	0	
	Row 8	total:	12	220	1	6	2.73%

- 1) For Column 1, list the number of interscholastic teams offered for girls and boys at each competitive level (varsity, junior varsity, and freshman). For girls, total each of the entries in Rows 1, 2, and 3 into Row 4. For boys, total Rows 5, 6, and 7 into Row 8.
- 2) For Column 2, list the number of participants at each level. For girls, total each of the entries in Rows 1, 2, and 3 into Row 4. For boys, total Rows 5, 6, and 7 into Row 8. **Note:** The totals in Row 4 for girls and in Row 8 for boys must be the same as the totals in Form T-1, Column 3, Rows 1 and 2 respectively.
- 3) For Column 3, list the number of interscholastic teams that have been added in the last five years at each competitive level. Count each team added during the 5 year period only one time. e.g. Girl's junior varsity soccer was added 3 years ago, count the team only once, not 3 times. For girls, total the entries in Rows 1, 2, and 3 into Row 4. For boys, total Rows 5, 6, and 7 into Row 8.
- 4) For Column 4, list the number of participants that are currently on each level of the teams that were added in the last five years. If a team was added previously but no longer exists, there are no current participants to be added for that team. For girls, total the entries in Rows 1, 2, and 3 into Row 4. For boys, total Rows 5, 6, and 7 into Row 8.
- 5) For Column 5, calculate the percentage of participants that have been added in the last five years. For girls, take the number in Column 4, Row 4 and divide by the number in Column 2, Row 4. For boys, take the number in Column 4, Row 8 and divide it by the number in Column 2, Row 8.

Note: If the percentage of current participants added in the last five years is 25% or greater, compliance with test two may be possible. If less than 25%, then compliance with test three should be analyzed. **CAUTION:** 25% is not a formal compliance standard.


Principal's Signature:  Date: 4/2/2003

2002-2003
ACCOMMODATION OF INTERESTS AND ABILITIES
SUMMARY PROGRAM CHART 3

Participation Opportunities Test Three

For any question answered "YES" identify the respective sport(s).

	GIRLS (Yes / No)		BOYS (Yes / No)
1. For a sport not currently played at the interscholastic level (varsity, junior varsity, or freshman) in your school, is there an intramural team offered for that sport?	NO		NO
2. For a sport <u>not</u> currently offered in your interscholastic athletics program, is there sufficient interest to form a viable interscholastic team based on participation on an intramural team or community recreation teams?	NO		NO
3. For a sport <u>not</u> currently offered, is there sufficient interest to form a viable interscholastic team based on student responses from the interscholastic survey?	NO		NO
4. For a sport currently offered at the varsity level only, is there sufficient interest to form a viable team for a junior varsity, or freshman team that is not currently offered?	NO		NO
5. For a sport currently offered at the junior varsity or freshman level is there sufficient interest to form a varsity team not currently offered?	NO		NO
6. If you answered YES to question (1), (2), (3), (4), or (5), are there enough high schools in your geographic area offering the sport (at the appropriate level) to allow for the development of a reasonable schedule of competition?	NO		NO

Principal's Signature:  Date: 4/2/2003

2002-2003
ACCOMODATION OF INTERESTS AND ABILITIES+
SUMMARY PROGRAM CHART 4

Levels of Competition Test One

		Column 1	Column 2	Column 3
Girls	Team Levels	Number of Teams Currently Offered	Number of Participants	Percentage of Participants at Each Level
Row 1	varsity:	8	87	52.73%
Row 2	j.v.:	3	46	27.88%
Row 3	frosh:	3	32	19.39%
Row 4	total:		165	100%
Boys				
Row 5	varsity:	8	137	62.27%
Row 6	j.v.:	3	68	30.91%
Row 7	frosh:	1	15	6.82%
Row 8	total:		220	100%

- 1) Column 1, list the number of interscholastic teams offered for girls and boys at each competitive level; varsity, junior varsity, and freshman. (Refer to Form T-2, Accommodation of Interests and Abilities, Summary Program Chart 2, Column 1.)
- 2) For Column 2, list the number of participants at each level. For girls, total the entries in Rows 1, 2, and 3 into Row 4. For boys, total the entries in Rows 5, 6, and 7 into Row 8. (Refer to Form T-2, Accommodation of Interests and Abilities, Summary Program Chart 2, Column 2.)
- 3) For Column 3, calculate the percentage of female and male participants at each level.
For girls' varsity, junior varsity, and frosh, respectively:
 - Divide Column 2, Row 1 by Column 2, Row 4, and place the percentage in Column 3, Row 1.
 - Divide Column 2, Row 2 by Column 2, Row 4, and place the percentage in Column 3, Row 2.
 - Divide Column 2, Row 3 by Column 2, Row 4, and place the percentage in Column 3, Row 3.
 -
 For boys' varsity, junior varsity, and frosh, respectively:
 - Divide Column 2, Row 5 by Column 2, Row 8, and place the percentage in Column 3, Row 5.
 - Divide Column 2, Row 6 by Column 2, Row 8, and place the percentage in Column 3, Row 6.
 - Divide Column 2, Row 7 by Column 2, Row 8, and place the percentage in Column 3, Row 7.

Principal's Signature: _____

Date: 4/2/2003

2002-2003
BUDGETED AND ACTUAL EXPENDITURES - PROGRAM COMPARISON CHART
TO INCLUDE BOOSTER CLUB FUNDING

	equipment and supplies		travel		awards		coaches' salaries (to include supplemental and extended employment)		facilities improvements		publications (if sport-specific)	
	B	E	B	E	B	E	B	E	B	E	B	E
G basketball	2100	6542		2426	100	120	11385	11385				
B basketball	2100	6970 ¹		2453	100	120	11385	11385				
G softball	1800	6600 ¹		1572	75	63	5445	5445				
B baseball	1800	8539 ²		2026	75	158	5445	5445				
G cross country	375	1320		586	40	0	880	880				
B cross country	375	1320		586	40	0	880	880				
G golf	375	752		0	40	70	853	853				
B golf	375	752		0	40	70	853	853				
G soccer												
B soccer												
G swimming	400	649		43	40	24	660	660				
B swimming	400	649		43	40	24	660	660				

1. Budget and expenditures on this 2002-2003 year report due by April 15, 2003, should reflect the total monies budgeted and spent for the entire year of 2001-2002 ending June 30, 2002.
 2. "B" is for budgeted dollar amounts and "E" is for actual dollar expenditures.
 3. Booster Club Funding/Contributions must be included in the expenditures total.

Principal's Signature:  Date: 4-2-03

2002-2003
BUDGETED AND ACTUAL EXPENDITURES - PROGRAM COMPARISON CHART 2
TO INCLUDE BOOSTER CLUB FUNDING

Teams	equipment and supplies		travel		awards		coaches' salaries (to include supplemental and extended employment)		facilities improvements		publications (if sport-specific)	
	B	E	B	E	B	E	B	E	B	E	B	E
G track	400	372		789	50	124	1320	1320				
B track	400	372		789	50	224	1320	1320				
G tennis	400	612 ¹		271	40	43	1025	1025				
B tennis	400	612 ¹		271	40	43	1025	1025				
G volleyball	1200	4210		1883	75	116	1575	1575				
B wrestling												
G (list sport)												
B (football)	10000	13998		1857	100	251	19300	19300				
G (list sport)												
B (list sport)												

1. Budget and expenditures on this 2002-2003 year report due by April 15, 2003, should reflect the total monies budgeted and spent for the entire year of 2001-2002 ending June 30, 2002.
2. "B" is for budgeted dollar amounts and "E" is for actual dollar expenditures.
3. Booster Club Funding/Contributions must be included in the expenditures total.

Principal's Signature:  Date: 4-2-03

**2001-2002
BUDGETED AND ACTUAL EXPENDITURES---PROGRAM COMPARISON CHART**

FOOTNOTES

1. Includes allocations for uniform purchases according to uniform purchasing cycle.
2. Includes money the coach had been saving for "big ticket item"

NOTES

1. Travel—Travel for Athletics is paid out of one account from Bd. of Education.
2. Budgeted Column represents Athletic Department Funds
3. Expenditures Column represents money from Athletic Dept. Account, Athletic Booster Club and Individual Sports Accounts
4. Facility Improvements: Pd for by Board of Education.
Girl's Basketball, Volleyball & Girl's Tennis Locker Room remodeled—Fall 2002
5. Publications: No sport specific publications are produced at Logan County High School.

COMMENTS

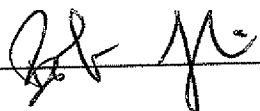
- Athletic Department Funding for 2001-2002
 1. Athletic Department (ticket sales, fund raising, donations)
 2. Athletic Booster Club
 3. Individual Sports Accounts (fund-raising by each individual sport's coach and team)
- Board of Education: Provides money for Salaries and Transportation.

2002-2003 KHSAA TITLE IX ATHLETICS AUDIT

Checklist - Overall Interscholastic Athletics Program

Areas of Compliance	ADVANTAGE TO (Respond based on Internal Evaluation by checking the appropriate column.)		
	GIRLS' PROGRAM	BOYS' PROGRAM	NEITHER PROGRAM
OPPORTUNITIES			X
Accommodation of Interest and Abilities			X
BENEFITS	GIRLS' PROGRAM	BOYS' PROGRAM	NEITHER PROGRAM
Equipment and Supplies			X
Scheduling of Games and Practice Time			X
Travel and Per Diem Allowances			X
Coaching			X
Locker Rooms, Practice and Competitive Facilities		X	
Medical and Training Facilities and Services			X
Publicity			X
Support Services			X
Athletic Scholarships			N/A
Tutoring			N/A
Housing and Dining Facilities and Services			N/A
Recruitment of Student Athletes			N/A

Principal's
Signature: _____



Date: 04/02/2003



2002-2003 INTERSCHOLASTIC ATHLETICS SURVEY

Summary of Student Responses

School Name: **Logan County High School**

School Enrollment: **939**

Date: **February 12, 2003**

Completed By: **Hugh McReynolds**

Instructions:

1. Summarize the Student Athletics Interest Surveys Form T-61 by listing the total number of responses on the line next to each sport.
2. Under the Other Category please provide a listing of the sports as well as the number of students who are interested in participating.
3. Please sign and date the Summary Form (T-63) and mail the Summary Form only to the KHSAA by April 15, 2003. Do not mail the student surveys (Form T-61). However, these Forms should be maintained in your files in the event they are requested subsequently.

950 Number of Surveys
768 Total Returned (80.8% Return Rate)
8-11 Grades Surveyed

How Was The Survey Administered? (**Given to students in Home Room—Jan. 2, 2003**)
(e.g. was it given in all English classes, or all home rooms, or advisee/advisor?)

Fall Sports (List Total Number of Participation Responses)

19 Cross Country (Girls)
31 Cross Country (Boys)
3 Field Hockey (Girls)
141 Football (Boys)
15 Golf (Girls)
27 Golf (Boys)
51 Soccer (Girls)
41 Soccer (Boys)
111 Volleyball (Girls)
17 Volleyball (Boys)

Winter Sport (List Total Number of Participation Responses)

84 Basketball (Girls)
116 Basketball (Boys)
44 Gymnastics (Girls)
6 Indoor Track (Girls)
9 Indoor Track (Boys)
47 Swimming & Diving (Girls)
17 Swimming & Diving (Boys)
57 Wrestling (Boys)

Participation in Non-School Sports Activities
 (From Student Survey T-61 Question 7)

<u>Sport</u>	<u>Number</u>
<u>Baseball</u>	27
<u>Gymnastics</u>	14
<u>Softball</u>	29
<u>Volleyball</u>	10
<u>Basketball-AAU</u>	13
<u>Pool/Billards</u>	07

Reasons for not participating in interscholastic athletics.
 (From Survey Question 8)

<u>Response</u>	<u>Number</u>
60__ I prefer other activities such as band, chorus, etc.	
252__ I don't have time	
23__ The practice schedules and game times are inconvenient	
47__ The sport I like isn't offered	
21__ It's too expensive	
21__ I prefer to participate in club or intramural sports	
101__ Working	
52__ Other	
grades, don't like sports, church, takes too much time, family	

Student Suggestions to encourage participation

Make more fun, less hard work, lower the cost, teach more basics in junior high, more variety

Coaches should have more enthusiasm, move convenient times, less strenuous practices

More public recognition of participants, more emphasis on student awareness

Principal's Signature



4/2/03

Date

**2002-2003
TITLE IX
CORRECTIVE ACTION PLAN**

School Name: Logan County High School
 School Year: 2002-2003
 Principal's Signature: 
 Date: April 2, 2003

To complete this form, indicate the intended area which needs corrective action, the suggested change and time table for implementation. You may copy this form as needed. Please attach corrective action plans along with audit forms and submit by April 15, 2003.

ITEM FOR CORRECTION	SUGGESTED CHANGE	TIME TABLE FOR CORRECTIVE ACTION
#1. Facility Improvements @ Softball	Add Press Box, Storage, Concessions & New Dugouts.	On District Facility Plan. Will be started when funding is available, with lack of a state budget this school year and a reduction in state money to the school no action taken in 02-03.
#2. Individual Sports Fund-Raising	Continuation of the monitoring of individual sports funds and expenditures. Encourage joint fundraising where possible.	On-Going
#3. Increase Girl's Participation	Work to increase participation levels in Cross Country, Golf and Track.	On-Going
#4. Locker Room Use	Assign specific locker rooms to teams for use during practices and competitions. Eliminate single use locker room practice.	2003-2004 School Year

▪ An explanation (status report) is needed for all areas identified previously as items for correction as well as all areas currently identified as items for correction. This form shall be typed.

Principal's Signature:  Date: 04/02/2003

Status Report
on
2001-2002
Title IX Corrective Action Plan

Item #1 **Facility Improvements @ Softball Field**

No action has been taken during the current school year, due to uncertainty surrounding the lack of a state budget and reductions in state appropriations.

Item #2 **Policies and Procedures**

The school has revised/edited/developed the following written policies and procedures.

- Uniform Purchasing Rotation
- Organizational Structure of Athletic Department
- Summer Camp Policy
- Athletic Booster Club
- Facility Inspection Sheets
- Locker Room Assignment/Use
- Equipment Management, Storage and Upkeep
- Financial Management
 - Fund Raising
 - Deposit and Collection of Money
 - Purchase Guidelines
- Code of Conduct: Overnight Travel
- Emergency Response Plans
- Cheerleader: Policy & Procedures

Item #3 **Individual Sports Fund-Raising**

The school continues to monitor fund-raising and expenditures by each individual sport and addressing issues that develop.

Item #4 **Athletic Booster Club**

The school continues to monitor Booster Club expenditures on a yearly and historical perspective. The Booster Club continues to demonstrate a generally balanced funding of all sports at the school. While this may not be so on a yearly basis, written documentation of the history and continuing practices of spending by the club reflect this position. The club has been generally cooperative and supportive of this practice.

Item #5 **Prime Time Basketball**

Below are the details on the 2002-03 season. It is felt that the issue is being addressed as best it possibly can with regard to difficulties with scheduling, etc.

Boys:	# of Games:	24	(Home: 12	Away: 11)
	Tournament:	1		
	Fri./Sat. 11 dates (not counting tournament) (8-home, 3 away)			
Girls:	# of Games:	24	(Home: 11	Away: 12)
	Tournament:	1		
	Fri./Sat. 10 dates (not counting tournament)(6-home, 4 away)			

Item #6 **Increased Girl's Participation** (Cross Country, Golf, Track & Softball)

The school has seen no real increases in the actual number of participants in the sports identified. (See Chart)

	# of Participants	
	(01-02)	(02-03)
Cross Country	7	2
Golf	5	7
Track	8	8
Softball	25	29
Totals	45	46

The school has seen the number of participation opportunities rise for volleyball and softball. The school created a freshman girl's volleyball team which has added ten participation opportunities for girls. The creation of a freshman softball squad, for the 2001-02 school year, continues to see an increase in opportunities for girls in this sport as well.

The number of girl's participating in cross country and track have not experienced an increase, in fact, cross country numbers have dropped while track numbers have remained consistent.

2001-2002
TITLE IX
CORRECTIVE ACTION PLAN

School Name: Logan County High School
 School Year: 2001-2002
 Principal's Signature: _____
 Date: April 15, 2002

To complete this form, indicate the intended area which needs corrective action, the suggested change and time table for implementation. You may copy this form as needed. Please attach corrective action plans along with audit forms and submit by April 15, 2002.

ITEM FOR CORRECTION	SUGGESTED CHANGE	TIME TABLE FOR CORRECTIVE ACTION
Facility Improvements @ Softball	Add Pressbox, Storage, Concessions & New Dugouts	On District Facility Plan and will be started when funding is available.
Policies & Procedures	Develop Written Plans for Various Policies within Athletic Department.	On-Going: Throughout the 2002-2003 School Year.
Individual Sports Fund-Raising	Continued Monitoring of Funds & Expenditures Encourage Joint Fund-Raising Where Possible.	On-Going
Athletic Booster Club	Continued Monitoring of Funds & Expenditures.	On-Going
Prime Time---Basketball	Equal Playing Opportunities on Prime Time Nights ans Times	On-Going
Increased Girl's Participation	Increase participation in Girl's CC, GF, TR, & SFTB.	On-Going: Exploring possibility of increasing participation in VB by creating F team if opponents can be found.

* An explanation (status report) is needed for all areas identified previously as items for correction as well as all areas currently identified as items for correction. This form shall be typed.

Principal's Signature: [Signature] Date: 4-15-02

December 3, 2001

Approval DateLOGAN COUNTY SCHOOL DISTRICTFACILITY PLAN

- A. PLAN OF SCHOOL ORGANIZATION
- | | |
|--------------------|------------------|
| 1. Current Plan | P-K-8, 9-12 |
| 2. Long Range Plan | P-K-6, 7-8, 9-12 |
- B. SCHOOL CENTERS
- | | |
|---------------------------------|-------------------------------|
| 1. Secondary | |
| a. Logan County High | Permanent 9-12 Center (1,100) |
| 2. Middle | |
| a. NONE | |
| 3. Elementary | |
| a. Adairville Elementary School | Permanent P-K-8 Center (425) |
| b. Auburn Elementary School | Permanent P-K-8 Center (750) |
| c. Chandlers Elementary School | Permanent P-K-8 Center (350) |
| d. Lewisburg Elementary School | Permanent P-K-8 Center (700) |
| e. Olmstead Elementary School | Permanent P-K-8 Center (400) |
- C. CAPITAL CONSTRUCTION PRIORITIES (Schedule Within The 2002-2004 Biennium)
- 1a. New construction=(student capacity)(implement est. pgms)(phase const)
1. NONE
- 1b. New construction=(inad. space)(exp.bldgs ed. purp)(consol) (rep.det.fac)
1. Chandlers Elementary School
Construct (8) classrooms, an Addition to the lunchroom that includes a serving line, (1) Computer lab, (1) exploratory lab, (1) Music keyboard lab, (1) Student restroom, (2) Faculty restrooms/(1) Mechanical room.
2. Auburn Elementary School
Construct (4) classrooms with restroom facilities/(1) Family Resource/Youth Service Center.
- 1c. Major renovation = ed. fac.(const.adds.exps.kit.cafe.lib.adm.areas.aud.gyms)
1. NONE
- 1d. KERA strands = new adds.(presch.SBDM off&conf rm.fam/yth conf. area)
1. NONE
- D. CAPITAL CONSTRUCTION PRIORITIES (Schedule After The 2004 Biennium)
- 2a. New construction=(student capacity)(implement est.pgms)(phase const)
1. NONE
- 2b. New construction=(inad. space)(exp.bldgs ed. purp)(consol)(rep.det.fac)
1. Logan County High School
Construct a New physical education facility.
- 2c. Major renovation=ed.fac.(const.adds.exps.kit.cafe.lib.adm.areas.aud.gyms)
1. NONE

- 2d. KERA strands=~~new adds.~~(presch.SBDM off&conf rm.fam/yth conf. area)
1. NONE
3. Renovation/Non-classrooms (const.adds.or exp.to kit.cafe.adm area.aud.gyms)
1. Logan County High School
Construct a New Auditorium (Cap. 1500)
4. Management Support Areas -(const.acq.or renov.cent off.bus gar.cent str)
1. Central Office
Addition to existing Central Office (2,000 S.F.).
 2. Central Storage
Construct and/or acquire a Central Storage area.
5. DISCRETIONARY CONSTRUCTION PROJECTS
1. Address Title IX needs to include softball field dugouts and pressbox
 2. Lighting of present tennis courts
 3. Lighting needs at all campuses
 4. Canopies at Adairville, Auburn (new addition), Lewisburg, and Olmstead
 5. Additional parking at all campuses
 6. Construction of two additional tennis courts at Logan County High School
 7. Update security cameras at Adairville, Auburn, and Logan County High School
 8. Outdoor Art Studio at Logan County High
 9. Expansion, improvements, and repairs to track at Logan County High School
 10. Improvements and additions to practice fields at Logan County High School
 - ~~11. Additional parking at all campuses~~
 12. The purchase of land that borders school campuses where available and when affordable at Adairville, Auburn, and Logan County High School

RTA #0133

**LOGAN COUNTY SCHOOLS
DISTRICT FACILITY PLAN
ARCHITECT AND ENGINEER COST ESTIMATE**

January 22, 2002

Category	Description	Type	Cost Estimate
1b	Chandlers Elementary School Construction of Addition for: (8) standard classrooms, (1) Computer Lab, (1) Exploratory Lab, (1) Music Keyboard Lab, restrooms for students & faculty, addition to Cafeteria	Addition/Renovation	\$2,023,000
1b	Auburn Elementary School Construction of Addition for: (4) standard classrooms, (1) Family Resource/Youth Service Center	Addition	\$778,000
2b	Logan County High School Construction of a new Physical Education facility to provide: (1) basketball competition court, (2) basketball practice courts, (1) volleyball court, bleacher seating for 400-500, locker rooms & restrooms, concession area off of Lobby	New (on campus)	\$2,350,000
3	Logan County High School Construction of new Auditorium to seat 1500 persons	New	\$3,200,000
4	Central Office Construction of Addition to provide: (12) offices, small conference room, workroom, & storage	Addition/Renovation	\$300,000

RTA #0133


Category	Description	Type	Cost Estimate
4	Central Storage Construction of Central Storage facility for the district with 2000 S.F. of storage & (1) office	New	\$230,000

TOTAL \$8,881,000


The Ross-Tarrant Architects, Inc. architectural firm and the CMTA, Inc. engineering firm certify to the best of their knowledge that the cost estimates quoted above are correct and have been computed in accordance with the National Means Construction Cost Guide for the 2002 year.

Ronald E. Murrell, Jr.
Signature, Architect

Timothy E. Morris
Signature, Engineer



Registration Seal of Architect



Registration Seal of Engineer